

# **Buckle Guard Prescription Forms**

## **Attention to our valuable customers:**

Please complete the form and send all documents (with payment if applicable) back to us as following steps:

1. All NSW customers fax/mail to:

WONDERLAND REHAB & CHILD CARE PRODUCTS  
P.O.BOX 215  
35/2 Railway Parade,  
Lidcombe, NSW 2141  
Ph: 02 9649 4044  
Fax: 02 9649 4055  
Email: [wonderland@fasequipment.com](mailto:wonderland@fasequipment.com)

2. All other customers fax/mail to:

FAS THERAPEUTIC EQUIPMENT P/L  
P.O. BOX 840,  
6 Bate Drive,  
Braeside, VIC 3195  
Ph: 03 9587 6766  
Ph: 03 9587 6899  
Email: [sales@fasequipment.com](mailto:sales@fasequipment.com)

Thank you very much!



# FAS Therapeutic Equipment P/L

(A.C.N.: 051148586)

6 Bate Drive. P.O. Box 840

Braeside Vic 3195 Melbourne Australia

Tel.: 03-95876766 Fax.: 03-95876899

National Tel.: 1300-30 35 36 (cost of one local call)

Email Address: sales@fasequipment.com

## **FAS Seat Belt Buckle Guard** **(Australia patent: AS2005100698)** **(China patent: 20053006386.5 & 200520064194.8)**

### Order Form

*Please complete all these details*

Name of Parent/Guardian/Carer: \_\_\_\_\_

Contact Telephone No: \_\_\_\_\_ Email: \_\_\_\_\_

Delivery Address: \_\_\_\_\_

\_\_\_\_\_ Postcode: \_\_\_\_\_ Country: \_\_\_\_\_

Type of vehicle in which the Buckle Guard will be used: \_\_\_\_\_

Name of Client: \_\_\_\_\_

<b>Buckle Guard:</b>	<b>Qty</b>	<b>Amount</b>
SVBG-U101 (Internal 60mm L x 56 mm W x 33 mm H)	_____	
<b>No. of Buckle Guards needed</b>	<b>x @ AUD38.00</b>	<b>\$ _____</b>
<b>Plus Postage and handling for up to 2 ea within Australia (GST included)</b>		<b><u>\$8.80</u></b>
<b><u>and</u> Additional Postage or Outside Australia to:</b> _____		<b>\$ _____</b>
<b>Insurance (optional)</b>	<b>\$8.00</b>	<b>\$ _____</b>
	<b>Total cost AUD:</b>	<b><u>\$ _____</u></b>

**Payable to:** FAS Therapeutic Equipment Pty Ltd

**Payment Method:**

Cheque/Cash/ Money Order **OR** Credit Card: *Bankcard/MasterCard/Visa*

Credit Card No: ..... Expiry Date:.....

Signature:..... Name on Card:.....

***The completed prescription form and a copy of medical certificate must be enclosed with this order.***

## Seat Belt Buckle Guard Prescription

This form must be completed by Health Professional in conjunction with Parent/Guardian and **sent to FAS with the order for reference.**

I request FAS Therapeutic Equipment P/L supply \_\_\_\_\_ (quantity required) Seat Belt buckle guard **SOLELY USED** by:

\_\_\_\_\_  
(Name of client)

Address: \_\_\_\_\_

who is at risk of bodily injury while travelling in motor vehicles because:

- a behavioral disorder means that the client habitually releases him/herself from the car safety restraint system.
- The client does not understand the need to remain restrained while travelling in a motor vehicle and constantly attempts to release him/herself.
- Other reason: \_\_\_\_\_

*(Please tick **All** boxes)*

- . The client's general practitioner or specialist has issued a medical certificate. YES   
**(A copy must be enclosed with this application)**
- . I have read the enclosed information for health professionals prescribing the Seat Belt Buckle Guard. Copy of Medical Certificate and relevant documents will be kept in the vehicle which the user travels in. YES
- . Permission to use this device has been gained from the client's parents or guardian YES
- . The carers are following the relevant protocols and regulations regarding restraint under the Relevant act for their service, eg-"IDSP ACT 1986 Section on Restraint" YES
- . I understand that if anyone other than the legal guardian is using this device to restrain the client, they must have permission and instruction from the parents or guardian. eg- other carers, center staff, taxi drivers etc. YES

Signed: \_\_\_\_\_ Organization: \_\_\_\_\_

Name of Prescriber: \_\_\_\_\_ Position: \_\_\_\_\_

Contact Phone No: \_\_\_\_\_ Fax No.: \_\_\_\_\_ Date: \_\_\_\_\_

Parent/Guardian signed: \_\_\_\_\_ Tel.: \_\_\_\_\_

Name: \_\_\_\_\_ Date: \_\_\_\_\_

## General Guidelines for the prescriber

In the prescribing the way in which a person should be restrained while travelling in a motor vehicle, the following should be observed:

- The first consideration for restraining a person should be through the use of restraints that comply with the AS/NSZ 1745 and with the relevant standards and regulations.
- The prescriber should become familiar with all aspects of the person's physical and psychological status and lifestyle.
- The prescriber should ensure that the installation and use of the restraint option is demonstrated to the carer/s. This should include advice that:
  - The restraint or recommend method of transporting the person should not be changed without further advice being sought from the prescriber.
  - The restraint and the installation of the restraint should be maintained in good order.
  - The Carer/s should check that the restraint is fastened and correctly adjusted for each person on each journey.
- A record should be kept of recommendations and action. Records should be maintained and updated when developing options for the restraint. This serves several purposes, including:
  - Providing evidence that due care was taken in making recommendation for the person's restraint and that every endeavour was made to ensure that the best available protection was recommend.
  - As a record of a solution to the problem in transporting a person with special needs.
- The carer/s of the person for whom the option is necessary, should be advised that it must only be used to transport the person for whom it was recommended.
- The carer/s should follow the manufacturer's instructions for installation and use.

### What else can be done??

- |          |  |
|----------|--|
| Option A | Place the person in an a approved motor vehicle occupant restraint   |
| Option B | Increase supervision   |
| Option C | Employ behavioural modification strategies   |
| Option D | Minimise length of journeys  |
| Option E | Place a clear sleeve over the seat belt buckle, which does not restrict the carer's view of the release device.  |
| Option F | Use an approved restraint with the buckle located out of reach of the person and close to the anchorage point.   |
| Option G | For children over 32kg, use an adult harness with an extra long lap belt (not a lengthened lap belt), installed with the buckle located out of reach of the child. |
| Option H | Use a load-bearing vest with the release device located out of reach of the person.  |

The following information is taken from:

**Australian/New Zealand Standard AS/NZ 4370:1996**

## **Restraint of Children with Disabilities in Motor Vehicles**

### **We recommend the same procedures for adults**

- People with disabilities often require special consideration when being restrained in motor vehicles. While a medical certificate will exempt a person wearing an approved safety restraint, there remains the need to provide restraint options for people with disabilities.
- Restraining a child with a permanent disability requires long term solutions that need to be reassessed as the child grows.
- The Seat Belt Buckle Guard is specifically designed and designated as suitable for use by a person with a cognitive or behavioral disorder where they do not understand the need to remain restrained when travelling in a motor vehicle.
- The Seat Belt Buckle Guard is made from clear plastic to conform to Australian Standard AS/NZS 4370, which recommends that the protector allow full view of the buckle.
- The Seat Belt Buckle Guard should be prescribed by a health professional that is familiar with the client's physical and physiological status and lifestyle. A medical certificate is to be obtained by the carers of people with disabilities who are unable to be seated safely and comfortably using an approved safety restraint and therefore require alternative seating restraint. A copy of the medical certificate should be kept in the vehicle the user is traveling at all times. The prescription form and medical certificate should be forward to supplier of Buckle Guard for reference.
- The Seat Belt Buckle Guard can only be used with the permission from the parents or legal guardian. If anyone else is using this device, they must have authority and instruction from the client's parent/guardian. This includes carers, centre staff, bus drivers, taxi drivers etc.
- Carers should have access to all available information about motor vehicle travel of children with disabilities, e.g. – fact sheets or pamphlets.
- Organizations responsible for transporting people with disabilities should develop policies and procedures designed to assist in achieving safe travel.
- The driver of the vehicle must be familiar with how to release the Seat Belt Buckle Guard.
- The Seat Belt Buckle Guard is **not** to be used to restrain the client except for travel in motor vehicles.
- The Seat Belt Buckle Guard is **not** to be used to restrain children who are not diagnosed as having a disability that requires alternative restraint.

# FAS Buckle Guard

Instructions

## Australian Standard

Buckle Guard is designed by following the recommendations under the Australian Standard AS/NZ4370:1996 "Restraint of Children in Motor Vehicles". We recommend the same procedures for adult users. Contact FAS on 61-3-95876766 for further information regarding the recommendations and the Standard.

### Prerequisites and Medical Certificate

The prescriber should consider all options such as using restraints that comply with AS/NZS1745, increasing supervision etc. before prescribing the buckle guard. One recommendation of Australian Standard AS/NZ4379:1996 is that a doctor or therapist should have issued a medical certificate, based on the user's behavioural or medical conditions, to recommend a restraint, such as Buckle Guard being SOLELY used on the person while travelling in the vehicle. The original or a copy of the medical certificate *should* be kept in the vehicle for reference at ALL times. A copy of this medical certificate should be forwarded to supplier for record.

### Care & Maintenance

- ◆ Buckle Guard is a device made of clear plastic. It is not designed to take pressure, so handle it carefully. Make sure it sits flat while in use and does not press against any hard objects.
- ◆ Make sure the Buckle Guard does not get crushed by the car door.
- ◆ The Buckle Guard will not support high bending loads. Excessive force on the lip of the Buckle Guard will cause it to break.
- ◆ If there is not enough clearance between the buckle tongue and the lip, cut the lip back with a fine saw.
- ◆ To suit as many seat belt buckles as possible the Buckle Guard is made bigger in size and comes with a snap-off wedge spacer. If needed, position the whole or snap-off part of the spacer and place it inside the Buckle Guard, under and/or at the side(s) of the buckle so that the buckle sits snugly inside the Buckle Guard but not being jammed. The buckle guard should be removable if needed. Fix the spacer using adhesive tape provided. By doing so also reduces the chance of small fingers being stuck in between the buckle and Buckle Guard.
- ◆ The Buckle Guard is portable but it would be better to order as many Buckle Guards as the number of vehicles that the user will normally be travelling in. Store the Buckle Guard away when not in use.



\*Buckle Guard instruction 05/2005\*

### Operating Instructions:

1. Slide the seat buckle into the Buckle Guard. Insert the buckle tongue to fasten the seat belt.



2. The wedge spacer can be separated into two parts if necessary. Place and leave the wedge spacer under and/or at the side(s) inside the Buckle Guard with enclosed double-sided adhesive tape to take up as much loose space as possible. The buckle should sit snugly inside the Buckle Guard but is **removable** whenever needed. Also watch out for potential problem of small finger(s) being jammed inside the buckle guard.



Wedge spacer

3. Store the box and the belt cutter in the glove box for emergency situation.
4. **To release: insert any key in one of the slots and push to release buckle.**
5. For normal operation, just repeat step 1 and 4.

**\*\*Emergency Release\*\***

**Cut the seat belt with enclosed belt cutter.**

Dealer:

Patented: Australia AS2005100698;

Designed and manufactured by:  
FAS Therapeutic Equipment P/L  
P.O. Box 840, Braeside Vic 3195  
Melbourne Australia  
Tel 61-3-95876766 Fax 61-3-95876899  
www.fasequipment.com

Figure 1: Buckle Guard U101 instructions

# Harbour City Family Practice

1 Tank Street, PO Box 1, Gladstone 4680

Telephone: 07 726 470

23/09/2004

FAS Therapeutic Equipment,

**Master William**

13 Street

Gladstone QLD 4680

DOB: 07/09/

This is to state that I have observed William's difficult behaviour problems due to known medical conditions for which he is under the care of two paediatric specialists. His parents inform me that he unbuckles his seat belt and that they are unable to control this behaviour. This is consistent with his observed behaviour and therefore I think it most appropriate that a seat belt guard be supplied.

**Current Problems:**

Epilepsy

Development delay

**Past History:**

Nil Significant

**Medications:**

Clonidine hydrochloride 100mcg Tablets 1/2 mane 1 noct 3 times per week

Keppra 250mg Tablets 4 nocte

Keppra 250mg Tablets 4 mane

Luvox 50mg Tablets 1 mane


Risperdal 1mg Tablets 1 bd

Tegretol 100mg Tablets 1 bd with food

**Allergies:**

NKA

Regards,



Graeme J

Provider No:2387